

Revised in August 2019

Low power high stability low phase-noise miniature OCXO


Features

Miniature DIP8 sizes
Very low power consumption (to 180mW at +25°C)
High frequency stability (to ± 10 ppb over -40°C to 85°C)
Very fast warming-up (to 30 s)
Very low phase-noise level (-163 dBc/Hz, floor)
Low aging (to 0.1ppb/day, 0.015ppm/year)
Fundamental operation at up to 100 MHz

Typical Applications

Portable Wireless Communications
Mobile Test equipment
Beacons & Rescue systems
Battery Powered Applications

8 DIP compatible

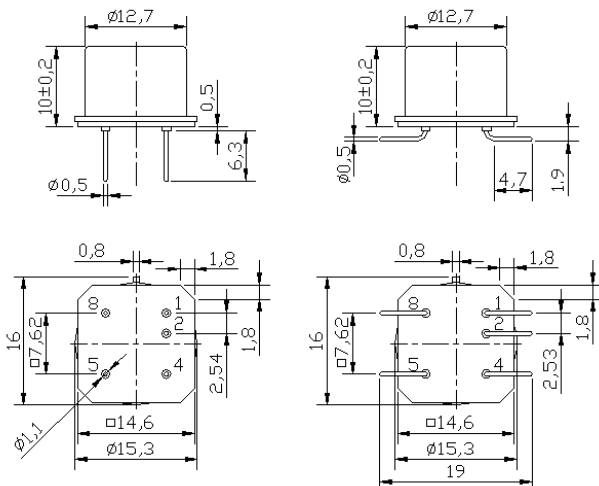


RoHS compliant

Description

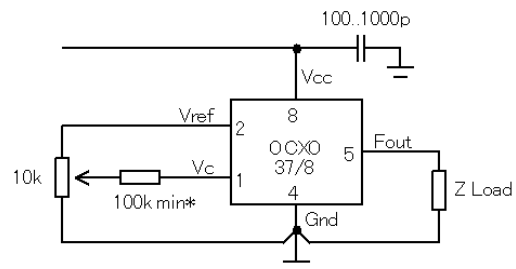
The crystal plate inside the TO-8 vacuum holder. Such approach results in radical reduction of the OCXO sizes, power consumption and warm-up time. In spite of very small sizes and extremely low power consumption these oscillators exhibit excellent frequency stability and low phase-noise level comparable with that of the high-end conventional OCXO designs. The MXO37/8 and MXO37/8S (SMD) models have DIP8 compatible sizes and pins-out and are the world smallest high stability OCXOs.

Physical Dimensions



The manufacturer reserves the right to reduce the external dimensions without changing of connecting dimensions.

Pin Connections



* required for some versions

Pin	Signal
1	Electrical tuning
2	Reference voltage
4	GND
5	RF Out
8	+V Supply

Revised in August 2019

Specification

Parameter	Sym.	Conditions	Value			Unit	Note	
			Min.	Typ.	Max.			
Frequency range	f_0		8		100	MHz		
Initial tolerance	$(f-f_0)/f_0$	+25°C, $V_{cc}=0.5*V_{ref}$		±0.1		ppm		
RF output								
HCMOS (TTL)	Load		10		15/5	kOhm pF	10/100 MHz	
	H-level voltage	V_H	$V_{cc}=5V$ $V_{cc}=3.3V$	3.7 2.4		V		
	L-level voltage	V_L			0.4	V		
	Duty cycle			45		55	%	
	Rise/Fall time					10/3	ns	10/100 MHz
Sub-harmonics level				none				
Power supply								
Voltage	V_{cc}		4.75 3.15	5.0 3.3	5.25 3.45	V		
Power consumption		Warm-up time Steady state, +25°C		180	1200	mW	10MHz, -40°C..85°C	
Warm-up time	t_{up}	at +25°C to $\Delta f/f=1e-7$ at +25°C to $\Delta f/f=1e-8$	30	60 120		s	ref. to freq. after 15 min. of operation	
Frequency control								
Control voltage range	V_c	$V_{cc}=5V$ $V_{cc}=3.3V$	0 0		4.2 2.8	V		
Tuning range		Compliance with 10 years of aging	±0.3	±1		ppm	positive slope	
Reference voltage	V_{ref}	$V_{cc}=5V$ $V_{cc}=3.3V$	4.0 2.7	4.2 2.8	4.3 2.9	V		
Frequency stability								
vs. temperature		ref. 25°C, air flow 0.5 m/s max.	±10			ppb	See ordering code	
vs. supply voltage		ref V_{cc} typ.		±2		ppb		
G – sensitivity		worst direction, 0 – 1kHz vibration BW (for 0 – 2kHz BW consult the factory)	±0.2	±1		ppb/G		
Retrace		24h work after 24h off			±10	ppb	10MHz	
SSB Phase noise Typical phase noise is default option. For different phase noise consult the factory.		1 Hz	-100/----		-85/----	dBc/Hz	10/100MHz $V_{cc}=5V$	
		10 Hz	-130/-95		-115/-85			
		100 Hz	-148/-125		-143/-115			
		1 kHz	-155/-150		-150/-145			
		10 kHz	-163/-163		-160/-158			
		100 kHz	-163/-163		-160/-160			
Allan deviation								
		1 s	5		30	e-12	10MHz	
Aging	per day	after 30 days of operation	±0.1			ppb	10MHz see ordering code	
	first year		±0.015			ppm		
Environmental, mechanical conditions								
Airflow velocity	0.5 m/s maximum							
Operating temperature range	See ordering code							
Storage temperature range	-60°C to +85°C							
Power voltage	-0.5V to $V_{cc}+20\%$							
Control voltage	-0.5V to 6V							
Humidity	Non-condensing 95%							
Mechanical shock	Per MIL-STD-202, 30G half sine pulse, 11ms							
Vibration	Per MIL-STD-202, 10G swept sine 0 to 2000Hz							
Soldering conditions	Hand solder only – not reflow compatible. 260°C 10s (on pins)							
Washing Conditions	Washing with water or alcohol based detergent allowed only with final enough drying stage							

For ordering code – see next page

Revised in August 2019

Ordering code

MXO37	/8	-	C	58	C	5	- 10 МГц
1	2	3	4	5			

1	Packaging type
<i>Code</i>	<i>Case</i>
/8	8 DIP
/8S	8 DIP SMD

2	Temperature range
<i>Code</i>	<i>Specification</i>
A	0°C..50°C
B	-10°C..60°C
C	0°C..70°C
D	-20°C..70°C
E	-30°C..70°C
F	-40°C..85°C
G	-55°C..85°C
Q	-60°C..85°C

3	Stability over temperature			
<i>Code</i>	<i>Specific.</i>	<i>Temperature range code available for 10MHz 5V</i>	<i>Temperature range code available for 100MHz 5V</i>	
XY	±Xe-Y			
39	±3e-9	-	-	
59	±5e-9	A, B		
18	±1e-8	A, B, C, D, E, F, G		
28	±2e-8	A, B, C, D, E, F, G, Q		
38	±3e-8	A, B, C, D, E, F, G, Q		
58	±5e-8	A, B, C, D, E, F, G, Q		
17	±1e-7	A, B, C, D, E, F, G, Q		

5	Supply voltage
<i>Code</i>	<i>Specification</i>
3	3.3V±5%
5	5V±5%

4	Aging per day/year, ppb/ppm	
<i>Code</i>	<i>Specification</i>	
A	0.1/0.015*	≤10 MHz
B	0.2/0.02	
Z	0.3/0.03	≤20 MHz
C	0.5/0.05	
D	1/0.1	≤40 MHz
E	1.5/0.15	≤50 MHz
F	2/0.2	≤120 MHz
G	3/0.3	
H	5/0.5	≤150 MHz

* available for temperature range A,B,C,D,E

Deviation of the parameters is possible on customer's requirements. Please consult the factory.